

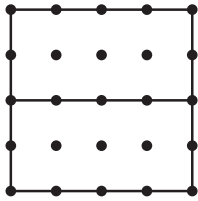
STUDY LINK
7•4

Dividing Squares

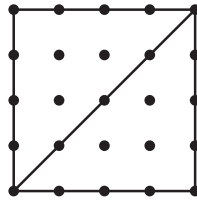


Use a straightedge and the dots below to help you divide each of the squares into equal parts.

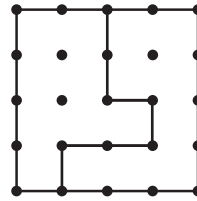
Example: Squares A, B, C, and D are each divided in half in a different way.



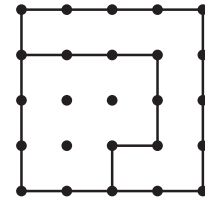
A



B

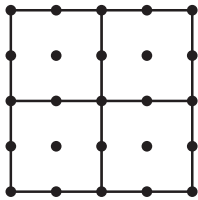


C

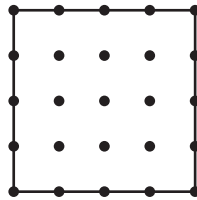


D

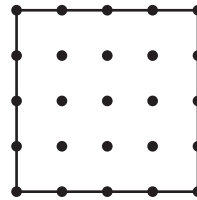
1. Square E is divided into fourths. Divide squares F, G, and H into fourths, each in a different way.



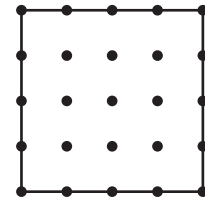
E



F

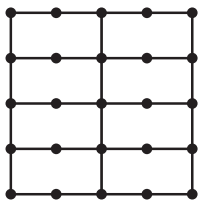


G

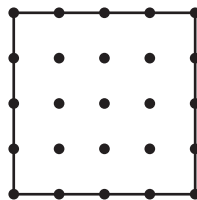


H

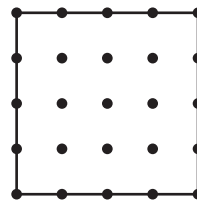
2. Square I is divided into eighths. Divide squares J, K, and L into eighths, each in a different way.



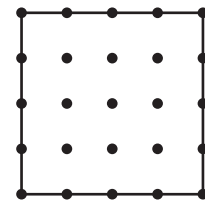
I



J



K



L

3. Rosa has 15 quarters and 10 nickels. She buys juice from a store for herself and her friends. The juice costs 35 cents per can. She gives the cashier $\frac{2}{3}$ of the quarters and $\frac{3}{5}$ of the nickels. The cashier does not give her any change.

How many cans of juice did she buy? _____ cans

Show your work on the back of this paper.

Practice

4. $0.636 + 0.245 =$ _____

5. _____ $= 9.085 + 0.76$

6. _____ $= 1.73 - 0.14$

7. $0.325 - 0.297 =$ _____