

STUDY LINK
6•6

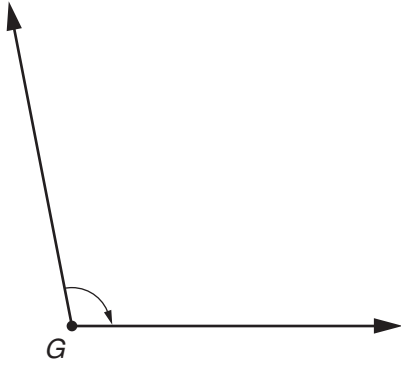
Measuring Angles



First estimate and then use your full-circle protractor to measure each angle.

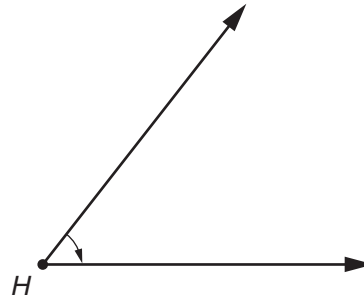
1. This angle is _____ ($>$, $<$) 90° .

$\angle G$: _____
 $^\circ$



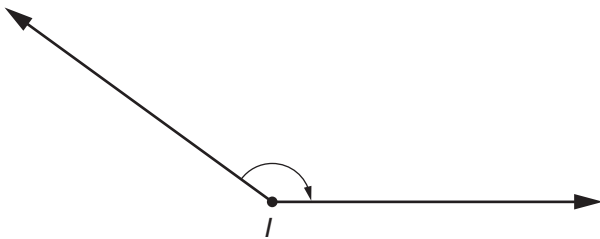
2. This angle is _____ ($>$, $<$) 90° .

$\angle H$: _____
 $^\circ$



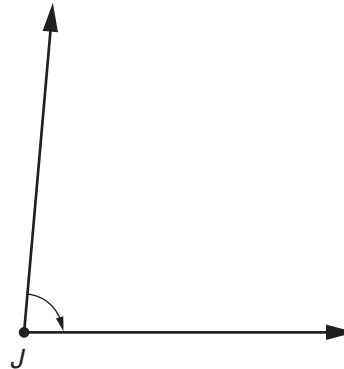
3. This angle is _____ ($>$, $<$) 90° .

$\angle I$: _____
 $^\circ$



4. This angle is _____ ($>$, $<$) 90° .

$\angle J$: _____
 $^\circ$


Try This

5. On the back of this page, draw and label angles with the following degree measures:

$\angle ABC \ 78^\circ$

$\angle DEF \ 145^\circ$

$\angle GHI \ 213^\circ$

$\angle JKL \ 331^\circ$

Practice

6. _____ = $96 \div 4$

7. $66 \div 8 =$ _____

8. _____ = $314 \div 2$

9. $928 \div 5 =$ _____